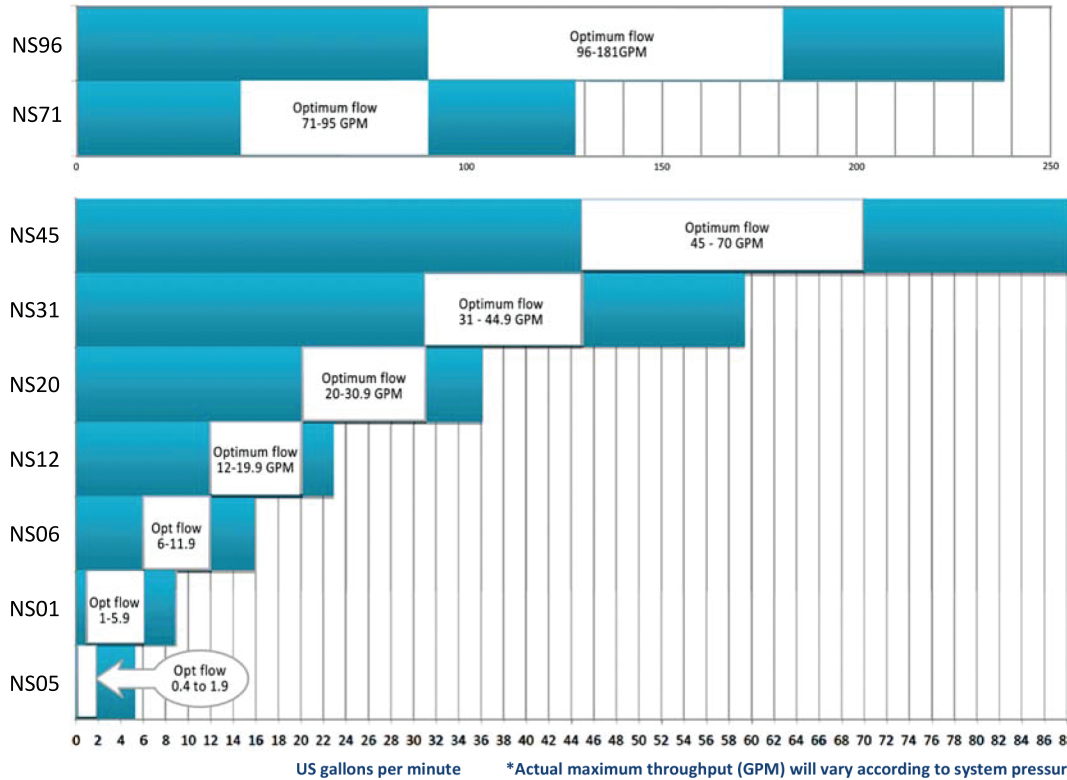


NATURALSOF - PRODUCT DETAILS

PRODUCT SELECTION GUIDANCE CHART:



Installation Options



NPT



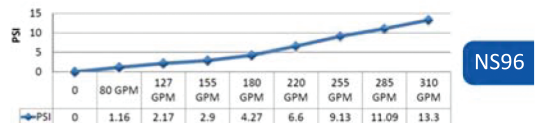
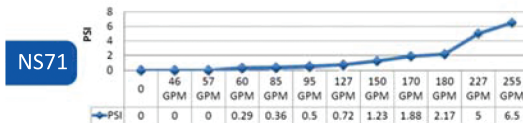
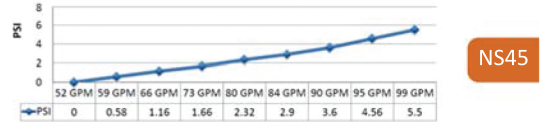
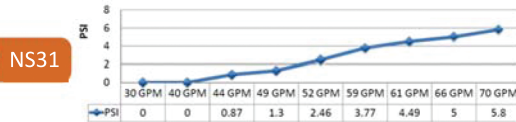
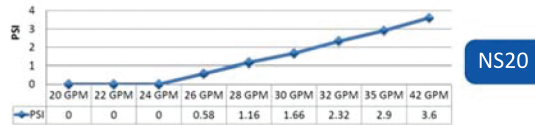
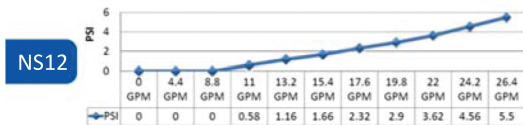
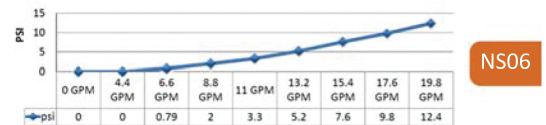
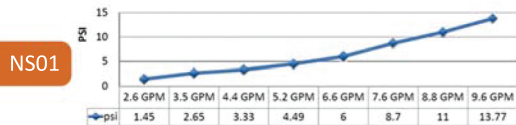
Quick Fit



ASA/ANSI 150 flanges

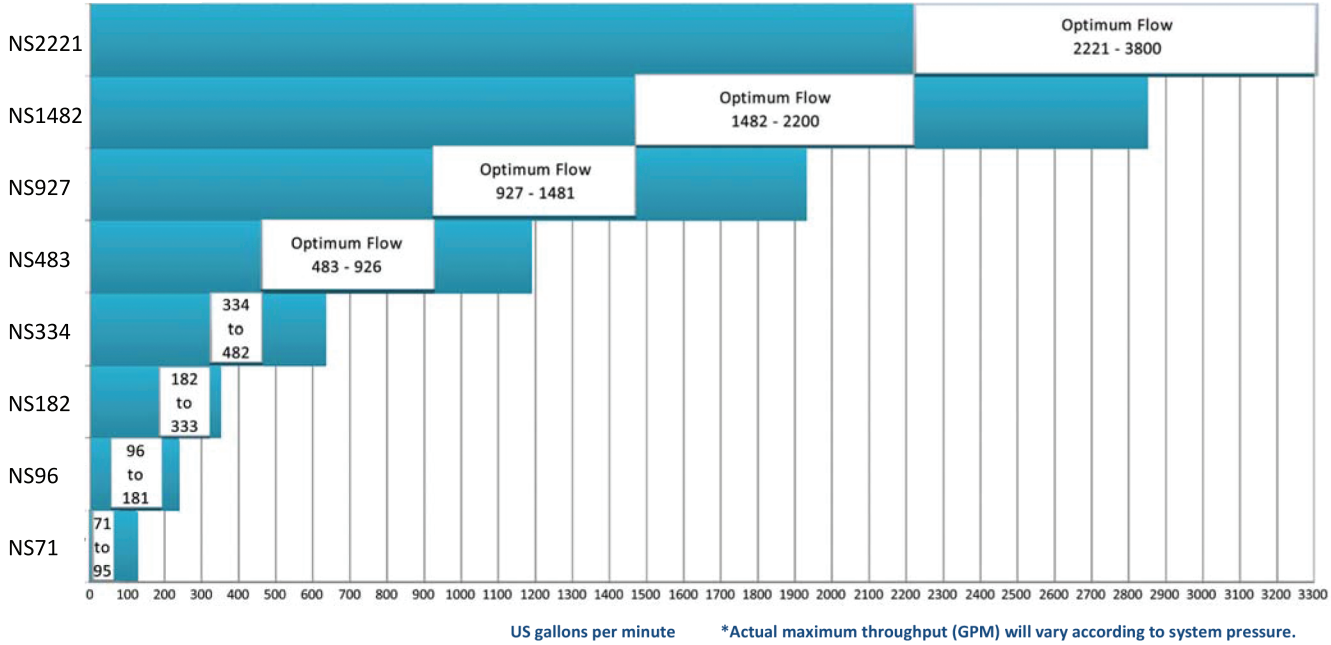
NATURALSOF	NPT	Length	Weight
NS05	3/8"	10"	.44 LBS
NS01	1"	11.5"	2.0 LBS
NS06	1"	12.625"	3.0 LBS
NS12	1"	12"	3.3 LBS
NS20	1.25"	24"	8.6 LBS
NS31	1.5"	24."	10.1 LBS
NS45	2.0"	24"	15.2 LBS
NS71	2.5"	30"	17.0 LBS
NS96	3.0"	32"	25.0 LBS

Pressure Drop Graphs



NATURALSOF - PRODUCT DETAILS

PRODUCT SELECTION GUIDANCE CHART:



Installation Options



Quick Fit



ASA/ANSI 150 flanges

NATURALSOF	Diameter	Length	Weight	Max Pressure
NS71	2.5"	36"	33 LBS	232 PSI
NS96	3"	36"	44 LBS	232 PSI
NS182	4"	36"	55 LBS	232 PSI
NS334	5"	36"	77 LBS	232 PSI
NS483	6"	36"	87 LBS	232 PSI
NS927	8"	36"	99 LBS	232 PSI
NS1482	10"	36"	110 LBS	232 PSI
NS2221	12"	36"	125 LBS	232 PSI

Please Note: The NaturalSof is scalable to any size for high flow systems. For example, a 72" unit has been specified to treat an entire city's water supply in Peru.

Pressure Drop Graphs

